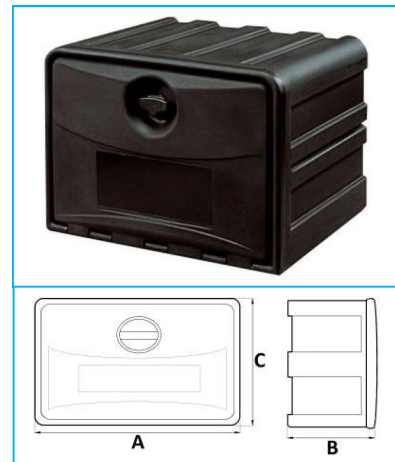


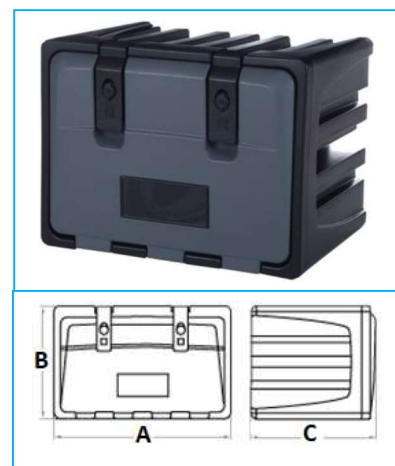
## CASSETTA PORTATUTTO IN POLIETILENE

CODICE	A	B	C	CAPACITA' (lt)	PESO (kg)
JR04004001	1200	480	500	231	17
JR04004002	1200	480	400	180,5	15,2
JR04004003	1000	490	500	190	12,8
JR04004004	1000	490	400	150,5	10,9
JR04004005	800	490	500	151	10,3
JR04004006	800	490	400	120	8,6
JR04004007	700	600	500	171,5	10
JR04004013	700	350	350	64	5,9
JR04004008	600	470	450	102	7,5
JR04004009	600	470	400	90	6,6
JR04004010	500	370	400	55	5,1
JR04004011	500	450	300	51,5	4,3
JR04004012	400	370	350	37,5	4



## CASSETTA PORTATUTTO IN POLIETILENE "VERTIGO"

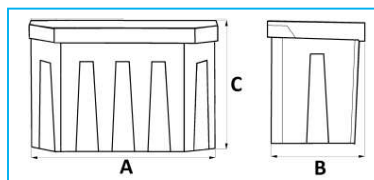
CODICE	A	B	C	CAPACITA' (lt)	PESO (kg)
JR04024001	1000	500	650	260	18
JR04024002	1000	500	470	180	15
JR04024003	800	450	470	123	11,5
JR04024004	750	360	350	55	7,8
JR04024005	700	450	650	140	12
JR04024006	700	450	470	108	10,5
JR04024007	600	450	650	160	10,5
JR04024008	600	450	470	140	9,2
JR04024009	600	550	650	90	11,5
JR04024010	500	350	400	46	6,2
JR04024011	400	350	400	40	5,7



- Esclusivo sistema chiusura leva a doppio scatto magnetico

## CASSETTA PORTATUTTO PER RIMORCHI APPENDICE

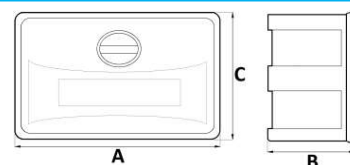
CODICE	A	B	C	CAPACITA' (lt)	PESO (kg)
JR04005001	630	321	355	45	2,5



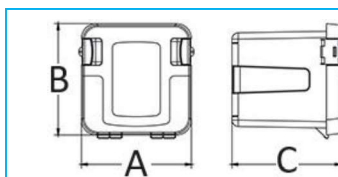
**NB:** LE MISURE SONO IN "mm".

## CASSETTA PORTATUTTO IN POLIPROPILENE

CODICE	A	B	C	CAPACITA' (lt)	PESO (kg)
JR04043001	1000	500	500	160	9,4
JR04043002	800	470	480	124	7,5
JR04043003	640	490	530	114	7
JR04043004	600	470	400	72,5	5
JR04043005	500	400	350	42	2,9
JR04043006	500	300	350	30	2,5



CODICE	A	B	C	CAPACITA' (lt)	PESO (kg)
JR04044001	350	350	350	26	2,2
JR04044002	Kit supporti per fissaggio, barre laterali				
JR04044003	Ricambio maniglia ergonomica				



**NB:** LE MISURE SONO IN "mm".