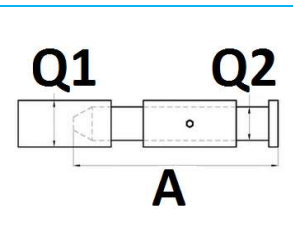
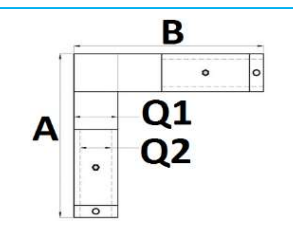


CERNIERA APERTURA A LIBRO e PESANTI

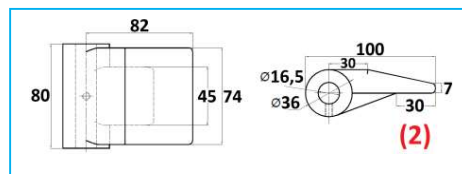
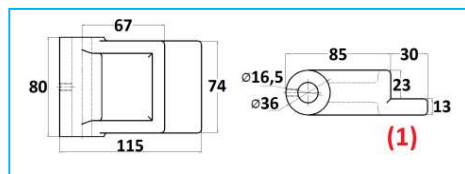
CODICE	DESCRIZIONE	Q1	Q2	A	KG
JR09029001	Cerniera inferiore	30	18	140	0,71
JR09029002	Cerniera inferiore	36	28	185	1,32
JR09029003	Cerniera inferiore	40	32	180	1,72
JR09029004	Cerniera inferiore	50	36	220	3,2
JR09029005	Cerniera inferiore	60	43	227	4,6
JR09029006	Cerniera inferiore	76	55	232	7,8



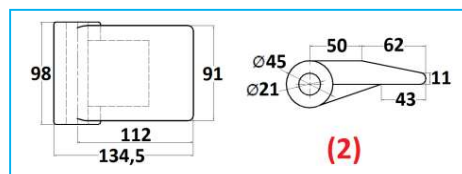
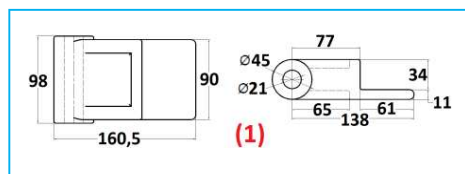
CODICE	DESCRIZIONE	Q1	Q2	A	B	KG
JR09030001	Cerniera superiore	30	18	134	140	1,46
JR09030002	Cerniera superiore	36	28	179	185	2,63
JR09030003	Cerniera superiore	40	32	174	180	3,46
JR09030004	Cerniera superiore	50	36	216	220	6,59
JR09030005	Cerniera superiore	60	43	214	227	9,2
JR09030006	Cerniera superiore	76	55	194	232	14,6



CODICE	DESCRIZIONE
JR09037001	Kit completo cerniere pesanti grezze, porte a ventaglio 19 Ton
JR09037002	Ricambio cerniera a saldare a telaio (1)
JR09037003	Ricambio cerniera a saldare su porta (2)
JR09037004	Ricambio perno interno



CODICE	DESCRIZIONE
JR09038001	Kit completo cerniere pesanti grezze, porte a ventaglio 26 Ton
JR09038002	Ricambio cerniera a saldare a telaio (1)
JR09038003	Ricambio cerniera a saldare su porta (2)
JR09038004	Ricambio perno interno



NB: LE MISURE SONO IN "mm".

JOLLY RICAMBI